


SWEATS



SS8[622160]



SS8B P673



NEW COLOURS

762M



762B P673



SS8 Fruit of the Loom Classic Raglan Sweatshirt

80% cotton/20% polyester.* Cotton/Lycra ribbed collar, cuffs and hem. Taped neck. Twin needle stitching. Cut out label. WRAP Certified Production.

Weight: White and Heather 260 gsm Cols 280 gsm

Size: S M L XL XXL
Chest (to t): 35/37 38/40 41/43 44/46 47/49

*Dark heather 60% cotton/40% polyester.



762M Russell Raglan Sweatshirt

50% polyester/50% combed ringspun cotton.* SpotShield stain resistant coating. Fade resistant. Ribbed collar, cuffs and hem. Taped neck. Twin needle stitching. WRAP Certified Production.

Weight: 295 gsm

Size: XS S M L XL XXL 3XL**4XL**
Chest (to t): 34/36 36/38 38/40 40/42 42/44 44/46 46/48 48/50

*Light oxford 53% polyester/47% cotton.
**Available in 3XL and 4XL.



24 STANDARD WEIGHT SWEATSHIRTS

AC001



AC001B P673



AC001 AWDIs Academy Raglan Sweatshirt

80% ringspun cotton/20% polyester.
Soft cotton faced fabric.
Ribbed collar, cuffs and hem.
Taped neck.
Twin needle stitching.
Name label at back neck.
WRAP Certified Production.

Weight: 280 gsm

| | | | | | | |
|----------------|----|----|----|----|----|-----|
| Size : | XS | S | M | L | XL | XXL |
| Chest (to t) : | 34 | 36 | 40 | 44 | 48 | 52 |



SS120[621380]



SS180 P24




SS120 Fruit of the Loom Lightweight Raglan Sweatshirt

80% cotton/20% polyester.
Unbrushed fleece.
Cotton/Lycra ribbed collar, cuffs and hem.
Twin needle stitching.
Cut out label.
WRAP Certified Production.

Weight: 240 gsm

| | | | | | |
|--------------|-------|-------|-------|-------|-------|
| Size: | S | M | L | XL | XXL |
| Chest (to t) | 35/37 | 38/40 | 41/43 | 44/46 | 47/49 |




SS180 Fruit of the Loom Lady Fit Lightweight Raglan Sweatshirt

80% cotton/20% polyester.
Ladies t. Unbrushed fleece.
Cotton/Lycra ribbed collar, cuffs and hem.
Shaped side seams. Twin needle stitching.
Cut out label. WRAP Certified Production.

Weight: 240 gsm

| | | | | | | |
|----------------|----|----|----|----|----|-----|
| Size : | XS | S | M | L | XL | XXL |
| Ladies size: | 8 | 10 | 12 | 14 | 16 | 18 |
| Chest (to t) : | 30 | 32 | 34 | 36 | 38 | 40 |



SS180[621460]



SS120 P24

